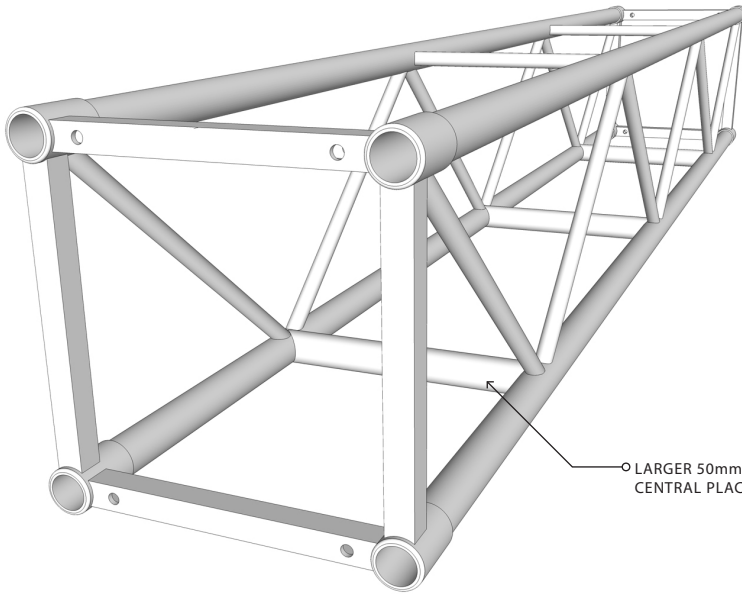


CLS 400mm STANDARD-DUTY -TRUSS

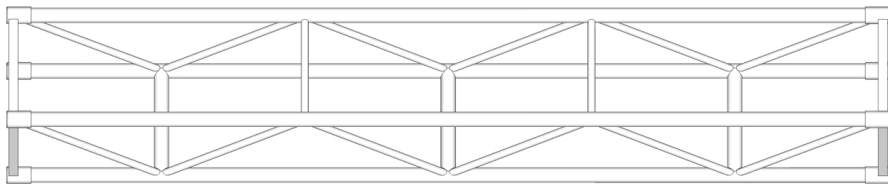
TR208 TR210 TR212

FEATURES:

CLS STANDARD-DUTY 400mm BOX TRUSS IS IDEAL FOR SCENARIOS WHERE YOU NEED ONLY THE CAPACITY OF 300mm BOX, BUT OVER A LARGER SPAN. WITH THE SAME CONSTRUCTION AS OUR 300mm PRODUCTS ALBEIT WITH SOME IMPROVEMENTS AFFORDED BY THE LARGER DESIGN, IT'S LIGHT WEIGHT, CLEAN AND ELEGANT.

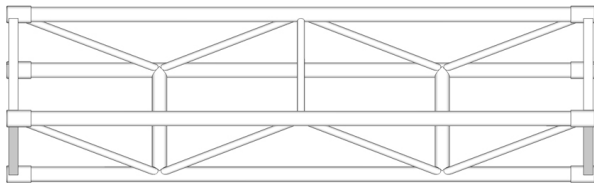


TR208



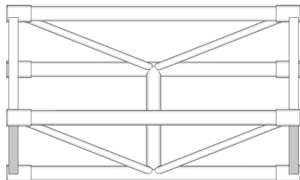
3m

TR210



2m

TR212



1m

CUSTOM SIZES (ACCURATE TO 1mm) AVAILABLE ON REQUEST.

©2008 CLSA PTY. LTD.

63-65 KINGSWAY, SOUTHBANK VIC 3006
ph 03 9682 6111 fax 03 9682 6777

info@clsa.com.au

60 EPSOM ROAD, ROSEBERY NSW 2018
ph 02 9697 2500 fax 02 9697 2522

ABN 14 005 422 319



CONCERT LIGHTING SYSTEMS AUSTRALIA